



Know when to hold-em!  
Know when to fold-em!  
Know where to set stops!  
Know when to run!  
Never count your portfolio  
Until the sells are done..

[rhstruthers@gmail.com](mailto:rhstruthers@gmail.com)

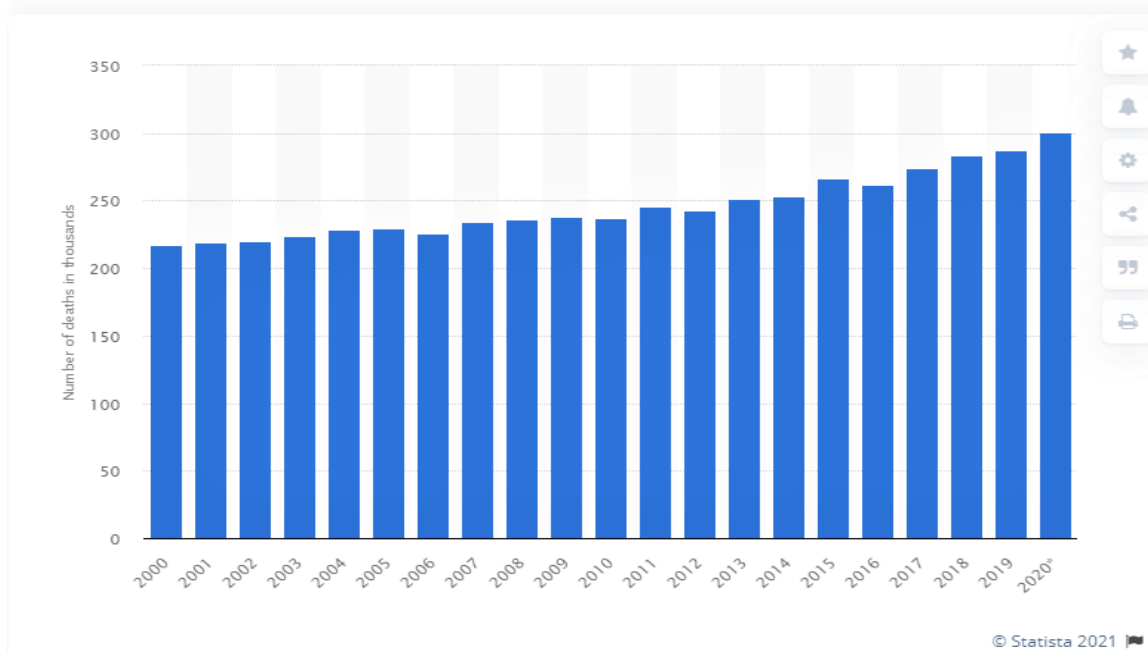
519-374-9332

Monthly subscription US\$19.99

I came across some statistics and facts last weekend that have been keeping me up at night. With a background in analysis and number crunching, I could not stop thinking about it. I have decided to do a few reports on Covid-19 facts and numbers because the public is being badly misled. I am going to start with Canada. This first chart is from Statista that has been around a long time and I have used numerous times for source data. This is deaths from all causes.

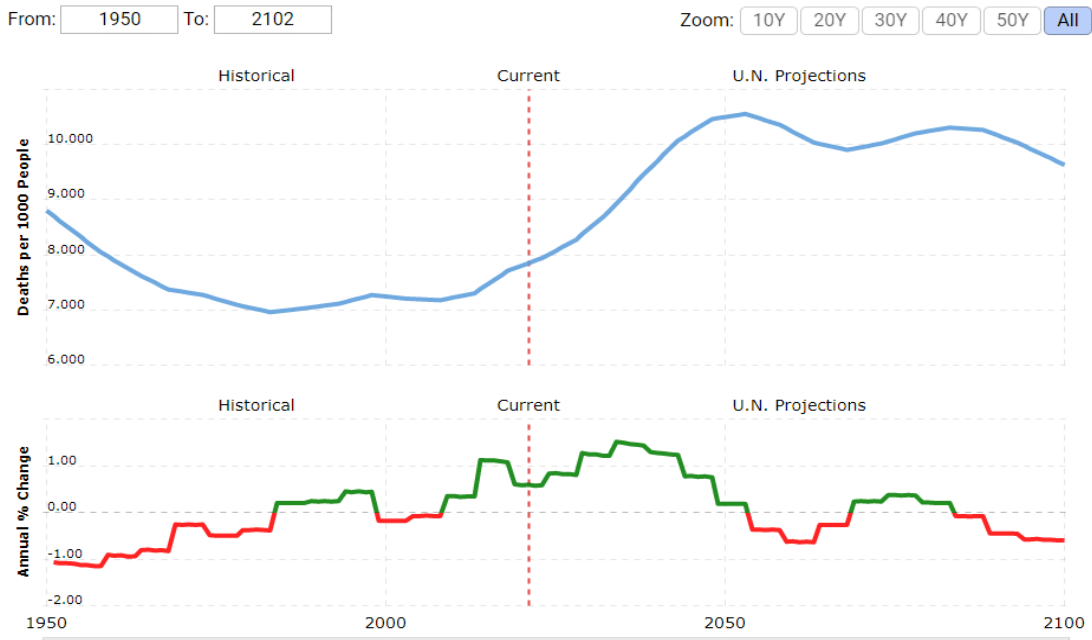
## Number of deaths in Canada from 2001 to 2020

(in 1,000s)



This [data at statista](#) uses July 1<sup>st</sup> to June 30<sup>th</sup> so it is not calendar years. It ends at June 30, 2020 so Covid-19 deaths were really just getting started. I want to point out the steady rise in the number of deaths and more so in the last 5 years. There is a simple explanation for this. As the population of the country rises, naturally there are more deaths. The Canadian population is aging, in particular the baby boomers, so there has been an increase in deaths in recent years. Baby Boomers are between 57 and 75 years old now and unfortunately many more of us are kicking the bucket.

With these trends and data, we can easily come up with a fairly accurate number of deaths in the calendar year 2020 if there was no Covid-19. This next chart is [U.N. Projections and does not include any possible impact of Covid-19](#). I provide this chart to **further illustrate** that the Canadian death rate is increasing with an aging population. The U.N. Projects the peak around 2050.



The data in this table below is [actual from stats Canada](#). For 2020, I made a projection based on average yearly increases. All I need now is 2020 data from stats Canada, but conveniently it is late. There are very harsh comments in this regard on their web site. Somebody compiled monthly data up to November and estimated close to my estimate. [Stats Canada did report data Feb 8th](#). From January to November 2020, Stats Can says there were an estimated 259,836 deaths in Canada, representing an excess of 12,067 deaths above and beyond what would have been expected if there was no pandemic.. In their note to readers (*The provisional death counts and estimates released today for the first 49 weeks of 2020 may not match figures from other sources, such as media reports, or counts and estimates from provincial or territorial health authorities and other agencies*)

**I expropriated Stat Canada data over 52 weeks so the total death number is 275,744**

| Year                            | Total | Deaths  | Increase from previous |
|---------------------------------|-------|---------|------------------------|
| 2015                            |       | 264,333 |                        |
| 2016                            |       | 267,213 | 2,880                  |
| 2017                            |       | 276,689 | 9,476                  |
| 2018                            |       | 283,706 | 7,017                  |
| 2019                            |       | 284,082 | 376                    |
| Average increase per year       |       |         | 4,937                  |
| My 2020 no Covid-19 projection  |       | 289,019 |                        |
| Stats Canada info with Covid-19 |       | 275,744 |                        |

I don't know how Stats Canada can say the death rate is higher because of the Pandemic when their number total is less then 2019 totals. There is something wrong here and being hidden. **There should be 15,606 more deaths because of Covid and probably 10,000s more because of delayed hospitalization and opioid deaths. The number for 2020 if Covid-19 related deaths are near accurate should be well above 305,000. Most likely Stats Canada data is late or slow – it has to be adjusted to the story line.**

The best [article I could find was in Macleans](#) by Dr. Jane Philpott who held several portfolios as a federal cabinet minister, including Health. She is now dean of the Faculty of Health Sciences and director of the School of Medicine at Queen's University. Dr Philpott says it will be months before we get data.

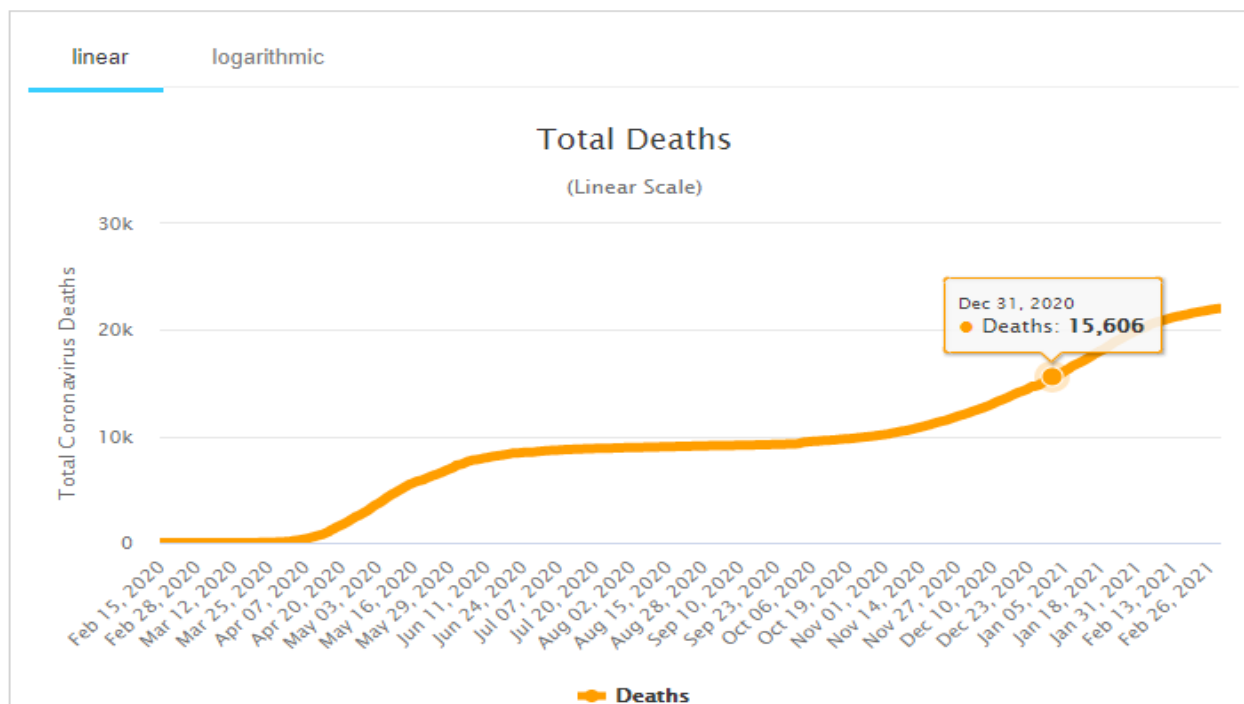
I say this is more incompetence or secrecy by the Trudeau government. Lack of data related to the pandemic in a pandemic is totally unacceptable and is gross incompetence. Stats Can is probably in cohorts with the government on this data.

From Macleans

*“It’s already clear that overdose deaths are up. Ontario data suggests a 40 per cent increase in opioid-related deaths in 2020. By late October in British Columbia, 1,202 people had died of fatal overdoses, compared to 983 deaths in all of 2019. June 2020 was the worst month, with an overdose death toll of 181, more than doubled from 76 in June 2019. Factors contributing to higher substance-related deaths may include greater isolation, people being alone when using drugs, reduced health-care services and disruptions in the supply of substitution therapies, as well as the impact of physical distancing measures at supervised consumption sites.”*

This is the number of Covid-19 **related** deaths reported

## Total Coronavirus Deaths in Canada



The [BC Coroners Service](#) says 165 people died of a suspected illicit drug overdose in January, 2021 marking the largest-ever number of lives lost due to illicit drugs in the first month of a calendar year.

The figure represents an increase of 104 per cent from the number of deaths in the same month last year, and a seven per cent increase over the number of deaths in December 2020. It also equates to more than five deaths every day of the month.

Last year was [the deadliest year ever for overdoses](#) in B.C. In 2020, 1,716 people died due to illicit drug use — a 74 per cent increase over 2019, when 984 people died.

For [2020, the whole year there were 893 Covid-19 related](#) deaths in B.C. At January's rate of drug over dose deaths, it will be at the yearly Covid-19 total in just over 5 months.

For 2020 **almost twice (1.92) as many people died of drug over dose** in B.C as Covid-19 **related** deaths. I have not begun to count the number of extra deaths due to cancer and heart disease because patients delayed treatment or were forced to delay treatment.

**The Canadian government and provincial governments are covering up a massive failure of our health care systems and a massive failure of their Covid-19 policies and putting the blame on Covid-19 and people who don't follow the rules. As a whole we would be far better off if they do nothing. Go on vacation and don't come back. Yes I am shouting and you should be too. Numbers don't lie, but politicians do.**

[January 29,2021 Toronto Public Health \(TPH\) released new data](#) highlighting a record number of fatal calls for suspected opioid overdoses attended by Toronto Paramedic Services in December 2020— a total of 34. This represents the worst loss of lives to the opioid crisis recorded in a single month since TPH began monitoring this data in 2017.

[February 13, 2021 a new Toronto opioid death record set](#)

[Opioid overdoses deaths up 40 per cent in Canada; experts blame pandemic](#) They go on to list many of the pandemic restrictions and lock down rules.

Remember, the opioid crisis is brought on by big pharma who have paid out \$billions in lawsuits. The same ones making Covid-19 vaccines. Don't worry, they covered their ass this time as governments have waived all liability to pharma companies making Covid-19 vaccines.

[Reuters reports in France](#), half of front line care givers do not trust the vaccine. Switzerland is 50% and Germany is 30%.

[In the UK, so far, 200,000 National Health Service](#) workers have refused to take the vaccine. Ask yourself why. They are on the front line, what do they know. Do they trust these pharma companies?

Here is one good comment from the article: *Nobody should be coerced into having a medical treatment nor punished for exercising their choice. It's against the Nuremburg code and Council of Europe edict. Furthermore these 'vaccines' are experimental, still in phase three trials and not fully licensed. Long term effects are unknown and the government has already collated a substantial list of adverse effects. This issue will eventually be dealt with in the courts. In the meantime people must decide for themselves according to their own conscience. And remember, the 'vaccines' are designed for the recipients' benefit, not to protect anyone else.*

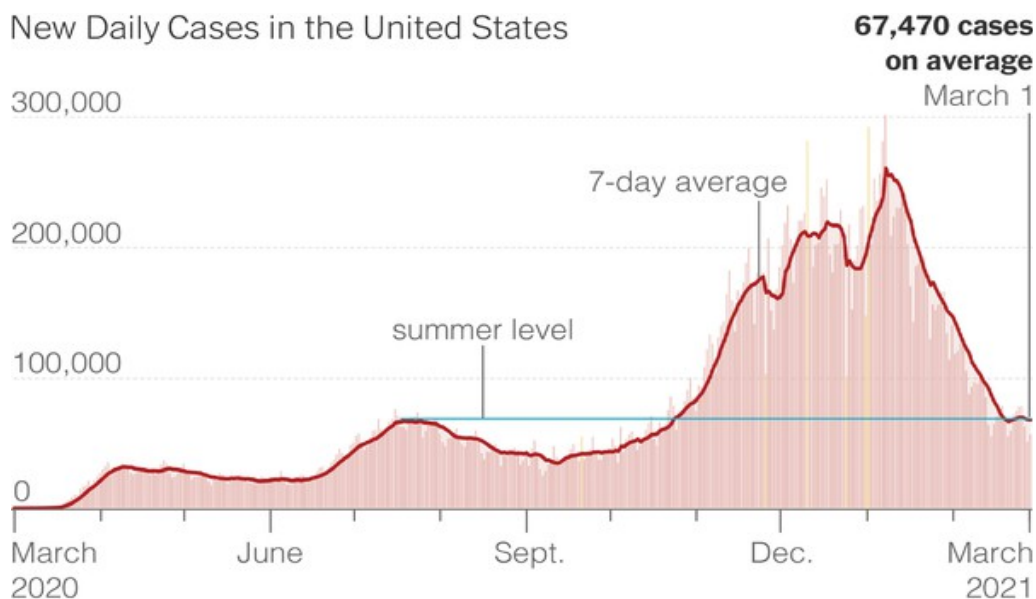
On March 17, the European Commission is set to [propose](#) an EU-wide digital certificate that provides the proof of the status of COVID-19 vaccination, Reuters reports. With the "digital green pass," the 27-member bloc also expects to cooperate with international organizations to ensure that the system also works outside the region. The move is aimed at promoting safer travel within the region as well as abroad for work or tourism, according to Commission president Ursula von der Leyen.

Vaccine distrust is a persistent issue in Europe, with only 59% of people in Western Europe trusting the safety of vaccines compared to 79% worldwide, according to a Wellcome Global Monitor survey in 2018. Compound that with privacy issues, as well as security and patient rights. EU countries would also be free to set their own criteria for entry, but broadly open borders make that a difficult task.

I will wrap up with an [Edward Snowden video](#). Ultimately he poses the following questions as a warning in the video entitled, "Edward Snowden 2021: The Most VICIOUS HONEST 10 Minutes of your LIFE!".. "Increasingly it feels something distinct from us, something apart from us - **something that we are witnessing rather than participating in**. Ask yourself: *Is this your will? Is this what you want? Did you agree to this? Is this consistent with the vision of the future you want to see?*

And perhaps there is hope. These states are being criticized for acting too early, but someone has to be first and lets hope they set a chain reaction. Some of the new policies that state governments have put in place this week:

- [Texas](#) and [Mississippi](#) both announced they would lift their mask mandates (following [Iowa](#) and [Montana](#), which did so last month) and allow businesses to operate at full capacity
- [.Massachusetts](#) removed capacity limits on restaurants.
- [South Carolina](#) will allow gatherings of more than 250 people.



Note: Yellow bars represent days with data reporting anomalies.

---

Before I forgot, Covid-19 deaths are reported as Covid-19 **related**. **Why?**

As an example, somebody goes to the hospital with a heart attack. They are tested for Covid-19, standard protocol, after all staff needs to know if they are working on an infectious person. Most cases of Covid-19 have very mild symptoms, maybe just a cold or snuffle. People don't know they have it. Anyway the heart attack patient tests positive. They die 3 days later with heart failure and that is counted as a Covid-19 related death.

Furthermore, after decades the regular Influenza flew dissapeared this year. Statistics for the past six years show that by this time of year there would normally be an average of 14,811 influenza detection reported in Canada. So far this season there have been just 51 influenza cases reported.

I have little doubt higher hygiene practices will reduce Influenza and Covid-19 spread. They are both viruses that spread the same way. However in the case of Influenza the reduction is 99.7%. **This is what is called a statistical impossibility. In other words highly probable it is not true. A 50% or even 70% reduction could be believable.**

There is no doubt that between related Covid-19 deaths actually caused from something else and a lot of Influenza reported as Covid-19, the real case count and death rate from Covid-19 is probably half or less than reported numbers.

Why are Covid-19 numbers being exaggerated???????????

Lets look at who benefits from exaggeration:

- Health care gets more funding and support.;
- Governments can enact all kinds of legislation/rules and big spending bills;
- Big Banks and Finance, markets booming from stimulus;
- Big pharma makes \$billions on vaccines and health care products;
- Big tech firms are making fortunes, internet, streaming, sell more phones, tech, computers and games;
- Big corporations, think the Walmarts, grocery, box stores picking up the slack of small closed businesses;
- Big fast food chains, still operating an increased drive through take out business;
- Big online stores, Amazon to name the obvious;
- Delivery, Cda Post, FedX, Uber. Skip the dishes etc.

Who has taken the brunt of hardship with exaggeration:

- The middle and low income class, job loss, isolation, restrictions (turning to drugs);
- Small business, taking the brunt of the lock downs (closed while big business open);
- Restaurants, tourism and hospitality (mostly small business again).

To be fair there is some big business that has suffered like airlines and hotel chains. There has been government assistance to the little guy, but fractions of what they had with a job and freedom. It is easy to see that it is really big establishment against the poor working man and small entrepreneurs/business.

**This ends Part 1. Part 2 will look at numbers in USA. They likely have more up to date data.**

---

