



Know when to hold-em!
Know when to fold-em!
Know where to set stops!
Know when to run!
Never count your portfolio
Until the sells are done..

rhstruthers@gmail.com

519-374-9332

Monthly subscription US\$19.99

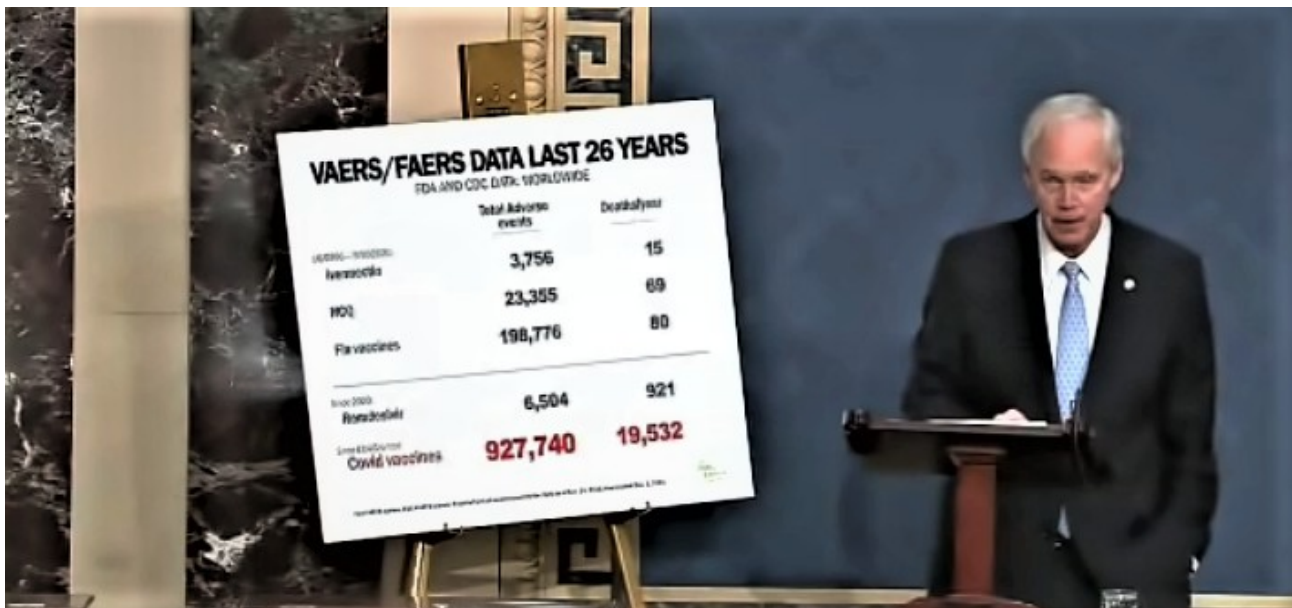
Abstract: Senator Johnson shows devastating effects and failure of vaccine roll out. Current Covid shots 244 times more deadly than flu vaccines. New Pfizer study shows same flaws and no peer review. A new Lacent study shows infection in vaccinated sky rocketing and an out break in Israel hospital among 96% fully vaccinated shows 14 vaccinated very sick or dead and the 2 unvaccinated just mild symptoms. UK ahead in 3rd shots with over 21 million but Covid cases skyrocketing. Harvard professor agrees with me, the unvaccinated narrative is BS and probably the other way. Cases in children soaring. Pfizer caught in big lie.

A lot of people need to WTF up. This is not conspiracy but real data. Below is a screen shot of Senator Ron Johnson addressing President Biden and Dr. Fauci during senate hearings on December 8th. You can watch [the 30 minute testimony on youtube here.](#)

I can save you the 30 minutes or for most of this go to the 19 minute mark. Before 19 minutes, Senator Johnson exposes Fauci's lies with AIDS a long time ago and he is repeating it with Covid. He also calls the Biden Administration, Fauci, FDA, CDC and main stream media the 'Covid Gods'. They control and censor everything. Maybe he has some roots in Canadian Hockey as Canadians often refer to the 'Hockey Gods'.

The screen shot of the video is a little blurry but I will explain his chart. This is data from VAERS and FAERS **This is the CDC (US Centre of Disease Control) and FDA's (US Federal Drug Administration) own data** they collect on adverse event reporting on drugs and vaccines. It has been used for decades so this is not some lie or made up data. And reported by a Senator.

The left column is the **average** adverse events per year over the past 26 years. The right column is deaths per year reported. The first drug is Ivermectin (top left) with 15 deaths per year and next is Hydroxichloriquin with 69 deaths per year and 3rd one down is the regular flu or Influenza vaccine with 80 deaths per year. The bottom two, first is Remdisivir that is the recommended treatment for Covid in the hospital. It costs \$3,000 a dose, maybe that is why they use it. Where does that money go? It shows 921 deaths per year, **61 times more deadly that Ivermectin and over 11 times more deadly that Hydroxichloroquin.**



Wow, look at the Covid shots and they have not even been out a year and double dosed only several months. They are almost 5 times more dangerous (adverse affect) than flu vaccines and a whopping **244 times more deadly than the flu vaccine.**

Now a few important points on VAERS and FAERS. These are voluntary reporting systems and very time consuming for doctors so only a fraction ever get reported. I have seen estimates that real numbers are probably between 10 and 100 times higher. This factor would effect all drugs and vaccines. These numbers are all not verified for actual cause. It really is the best judgment of the doctor or health official reporting. That said when **you consider under reporting and the off the chart numbers with Covid shots, everyone should be very alarmed and start asking questions.**

A couple other points Senator Johnson makes. Why am I attacked for revealing such info? It is not my data, it is the CDC and FDA data. Why won't we acknowledge the truths? Can't deny reality.

These experimental shots are the most deadly treatments in world medical history and by many multiples.

New Pfizer EUA Approval

On Thursday Pfizer announced they got EUA approval for their booster shot for 16 years old and up. They admit the booster is the exact same formula and dose as the original two shots. If the original (Corminaty) has full FDA approval, why not the booster? I can tell you, because Pfizer only got approval to manufacture Corminaty, but not to sell it. They have not bothered with the documents to get sales approval.

[Pfizer referred to their previous trial data in October](#) to get this approval, so I had a look at the trial data.

“All trial participants previously completed the primary two-dose series of the Pfizer-BioNTech vaccine, and then were randomized 1:1 to receive either a 30- μ g booster dose (the same dosage strength as those in the primary series) or placebo. The median time between second dose and administration of the booster dose or placebo was approximately 11 months. Symptomatic COVID-19 occurrence was measured from at least 7 days after booster or placebo, with a median follow-up of 2.5 months. During the study period, there were 5 cases of COVID-19 in the booster group, and 109 cases in the non-boostered group. The observed relative vaccine efficacy of 95.6% (95% CI: 89.3, 98.6) reflects the reduction in disease occurrence in the boosted group versus the non-boostered group in those without evidence of prior SARS-CoV-2 infection. Median age of participants was 53 years, with 55.5% of participants between 16 and 55 years, and 23.3% of participants 65 years and older. Multiple subgroup analyses showed efficacy was consistent irrespective of age, sex, race, ethnicity, or comorbid conditions. “

Pfizer claims 95.6% **relative** efficacy because they claim they stopped 104 Covid cases (109 – 5). That is not how you calculate the real efficacy because you have to include all the people in the trial. The purpose of a large number is to give higher odds of being exposed to the virus and eliminate the effect of random events. For example, if you only had a 100 people, but 20 went to the same party where Covid spread, obvious it would twist the numbers and by using 109 as Pfizer did, it gives you twisted numbers. So 10,000 in the trial means 5,000 with the booster and 5,000 with placebo

The placebo group had 109 infections out of 5,000 so an infection rate of 2.18%

The booster group had 5 infections out of 5,000 so a rate of 0.1%

Therefore actually in the whole large group the booster reduced infection by 2.08% (2.18 – 0.1). And keep in mind that this was only over 2.5 months.

This is why none of the trial data ever gets peer reviewed because these flaws would be exposed. Without seeing the data, how do we know they did not cherry pick the date. Perhaps going with 2.7 months there was 110 in the placebo and 15 in the booster group? The cherry pick is more obvious when you get to the last page below.

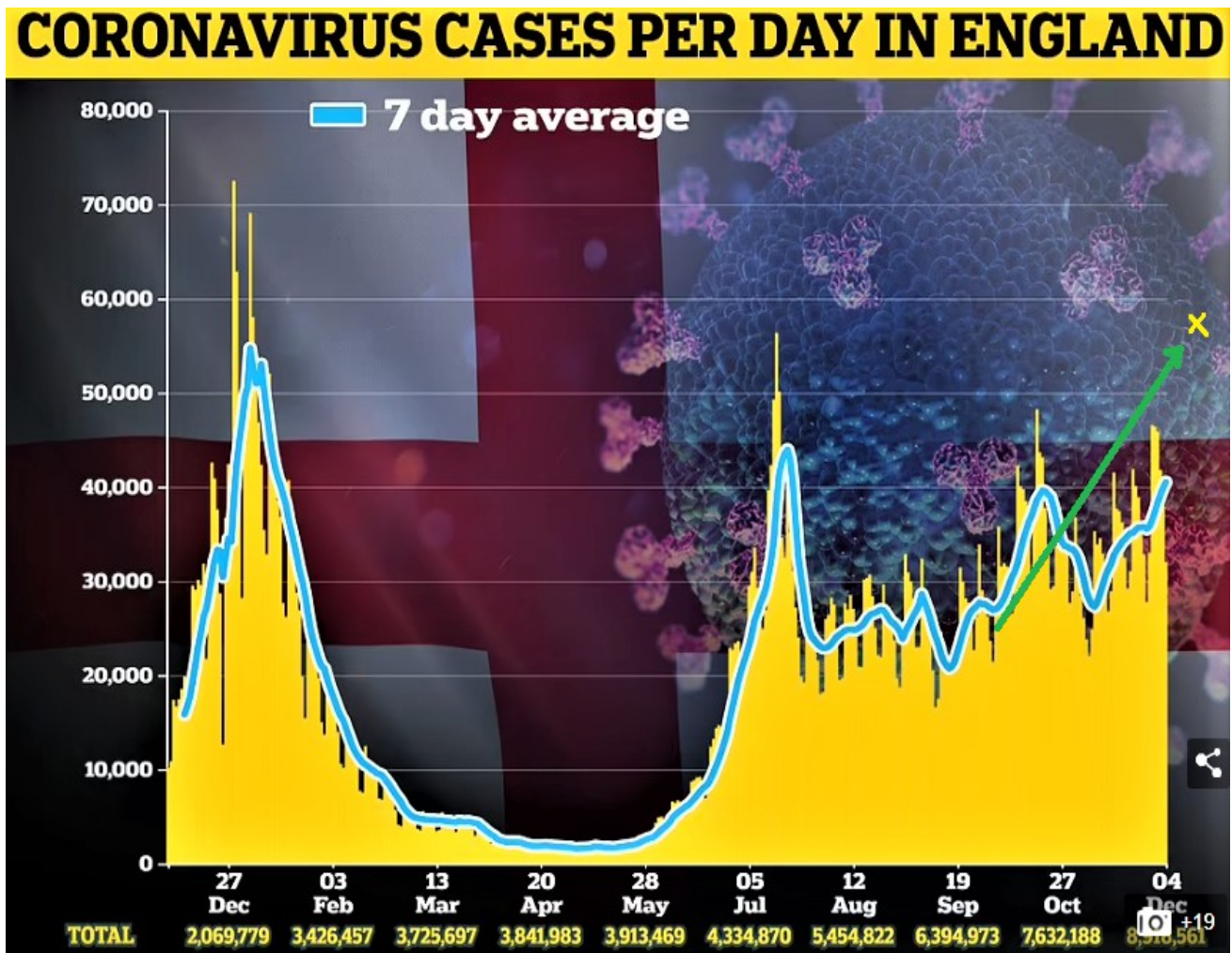
Friday, a long time subscriber sent me a [recent study on The Lancet](#). This is the most prestigious medical journal and studies must be approved to get listed there. The study notes data in the UK, that attack rates are about the same between vaccinated 25% and unvaccinated 23%. **12 of 31 infections in the fully vaccinated (39%) arose from fully vaccinated contacts. The peak viral load was no different in vaccinated or unvaccinated.**

Germany reported since July 21, 2021 where breakthrough infections in 60 years and older was 16.9% and **by October 27, 2021 this climbed to 58.9%**. A similar situation was reported in the UK between week 39 and 42 where **89.7% or 89.8 people were infected in fully vaccinated vs only 3.4% or 3.39 people unvaccinated**. They noted data in an outbreak in an Israel hospital. **The source was a fully vaccinated patient. The vaccination rate in the exposed individuals was 96.2%. Fourteen fully vaccinated patients became severely ill or died, the two unvaccinated patients developed mild disease.**

UK Way Ahead on Shot 3 and so are Their Covid Cases

The UK is ahead of most everyone again with their 3rd dose of experimental shots, given out to over 21 million. [However, the UK Health Secretary is predicting a disaster](#) before XMAS. That is because these shots cause more Covid and vaccine injuries. That was very obvious in the Ontario Public Health report. **Get your shot, Covid doesn't care.**

UK started 3rd shots in October and cases are on the rise. They only showed a 7 day average chart, but on Friday the UK hit over 58,000 so I marked that in with an 'X' and show the rise since shot 3 with the green arrow.



Harvard Professor proves in study that the unvaccinated narrative is BS

I have been harping and providing data that the narrative about the unvaccinated being the problem is BS. I **now have prestigious company that has done a far deeper analysis than I did.** [S \(“Subu”\) V Subramanian](#) is a **Professor of Population Health and Geography at Harvard University**, and chair of the Faculty Advisory Group for the Centre for Geographic Analysis at Harvard University.

This study was approved in September. [Increases in COVID-19 are unrelated to levels of vaccination across 68 countries and 2947 counties in the United States](#)

“For instance, the narrative related to the ongoing surge of new cases in the United States (US) is argued to be driven by areas with low vaccination rates [1]. A similar narrative also has been observed in countries, such as Germany and the United Kingdom”

Findings

“At the country-level, there appears to be no discernable relationship between percentage of population fully vaccinated and new COVID-19 cases in the last 7 days (Fig. 1). In fact, the trend line suggests a marginally positive association such that countries with higher percentage of population fully vaccinated have higher COVID-19 cases per 1 million people. Notably, Israel with over 60% of their population fully vaccinated had the highest COVID-19 cases per 1 million people in the last 7 days.”.....

“for instance, by comparison of Iceland and Portugal. Both countries have over 75% of their population fully vaccinated and have more COVID-19 cases per 1 million people than countries such as Vietnam and South Africa that have around 10% of their population fully vaccinated.”.....

“Of the top 5 counties that have the highest percentage of population fully vaccinated (99.9–84.3%), the US Centers for Disease Control and Prevention (CDC) identifies 4 of them as “High” Transmission counties. Chattahoochee (Georgia), McKinley (New Mexico), and Arecibo (Puerto Rico) counties have above 90% of their population fully vaccinated with all three being classified as “High” transmission. Conversely, of the 57 counties that have been classified as “low” transmission counties by the CDC, 26.3% (15) have percentage of population fully vaccinated below 20%.”

The Professor makes a number of conclusions and suggested actions; “The sole reliance on vaccination as a primary strategy to mitigate COVID-19 and its adverse consequences needs to be re-examined, especially considering the Delta (B.1.617.2) variant and the likelihood of future variants.

..... Even though vaccinations offers protection to individuals against severe hospitalization and death, the CDC reported an increase from 0.01 to 9% and 0 to 15.1% (between January to May 2021) in the rates of hospitalizations and deaths, respectively, amongst the fully vaccinated.”

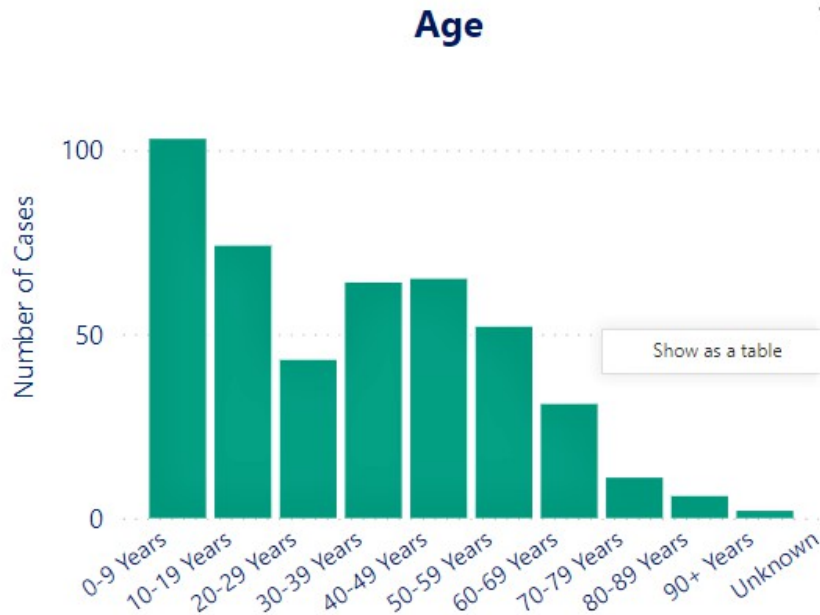
In total, it is a 4 page report so not long to go through. Very obvious the **narrative against the unvaccinated is a total crock of shit**. Evidence is emerging it is the other way around. People need to shut out the main stream media and start looking at the facts. As I always say '**Numbers don't lie, politicians do'**

I looked at Ottawa Public Health this week. They reported that from October 30th to December 3rd

- 699 of the cases in that period were fully vaccinated
- 55 of the cases partially vaccinated
- 230 of the cases unvaccinated

The main reason there is so many unvaccinated is because it is mostly children who of course are not vaccinated and back in school. This is just fine because Children are not effected much and will get natural immunity. However Ontario is **testing the children age group at 5 times more** than other age groups.

This chart is Ottawa cases by age and you can see the majority are kids. Ontario Public Health reports the fully vaccination rate in 5 to 11 year olds is 0%, only 26% have 1 dose. Again, keep in mind that the data is skewed because they are testing 5 times more children than other age groups. Why? Obvious to fit their agenda.



I often commented how my region has seen very little Covid-19. Friday Ontario reported over 1400 cases and 507 are in my [Kingston region](#), more than 3 times higher than the last peak. We are the hot spot in Ontario, maybe Canada. And oh, we have a 89.3% fully vaccination rate. And our last peak at 150 cases in April/May the vaccination rate was a mere 3%. Something is wrong. I think there are three main reasons.

1 – We have a lot of Colleges and Universities for a small population so students commute or move in and these schools opened in September for the first time since the pandemic started. Cases are mostly at student age. For example of 104 new cases Friday, 63 were age 18 to 29 and 12 cases 17 and younger.

2 – since we had so few cases in previous waves, there is very little natural immunity built up

3 – the virus just does what it wants and experimental shots are useless.

Ontario has tested 135,890 per 100,000 population, so on average everyone has been tested 1.35 times, is there any wonder we have so many positive test results (cases).

Lots of outbreaks on fully vaccinated sports teams.

[Tottenham's football \(soccer\) team will have to cancel a game because of a Covid outbreak](#)

https://www.espn.com/nhl/story/_/id/32728845/two-new-york-islanders-games-postponed-due-covid-issues

[College football, Cal \(California\) cancels games as 44 infected with Covid among 99% vaccination rate.](#)

[Turn up the fear Omicron already has a very mean sister.](#)

I want to end this update with quite a large number of simple Covid related facts that are very strange and should prompt you to think and ask questions. These are things that have never been done in modern history. I plan on putting it in a one page PDF called:

Never in History:

- has a man made and manipulated virus escaped from a high level secure infectious disease lab;
- has a virus been able to spread quickly world wide, previous ones were contained;
- have healthy people been quarantined (lock downs, 14 day quarantine and asymptomatic);
- has their been widespread or blanket testing for a virus;
- have healthy people been counted (cases) as having a virus (asymptomatic);
- have deaths been reported as related to a virus and not caused by the virus;
- has their been new or experimental drugs/vaccines without a independent safety committee. Trump tried to start one, but Bill Gates stopped it;
- have new drug or vaccine studies been acted on that were not peer reviewed;
- have 3 shots (maybe 4) of a vaccine been given in a 1 year period;
- have so many people agreed to take an experimental medical treatment;
- have vaccines been injected without patient info sheets or risk warnings (at least in Canada);
- has there been wide spread inoculation of children when there is practically zero risk of death;
- have vaccine development been awarded to a Defense Contractor. Operation Warp Speed contracted to (ATI), Advanced Technologies International a defense and keep under the radar expert:
- have doctors and nurses been fired for voicing their expert medical opinion;
- have public officials hidden the science they say they are acting on;
- have experimental EAU vaccines been mandated;
- has so much money been printed related to a medical issue;
- has there been discrimination based on medical status;
- has their been wide spread censorship and propaganda on a medical topic;
- has a major drug company (Pifzer) allowed to hide/keep their trial data for 55 years.

I know I have forgot some I thought of before falling asleep at night and if you have some good ones, I missed please send along. I am quite sure can fill a page with all these unprecedented actions.

Remember, I highlighted the Wall Street Journal reported there is over twice as many Covid deaths in the US this year over 2020 with vaccines the big difference in 2021. Their calculation was off some. NY Times reports on the weekend. The U.S. is on track to exceed 800,000 Covid deaths this week, a year after the vaccine rollout began. On Tuesday, the U.S. will mark one year since it [began its vaccination campaign](#).

In that time, [200 million people have been fully vaccinated](#) . The 800,000 compares to [345,323 reported Covid deaths in 2020](#) when there were no vaccines and a much higher number of cases to 454,677 (800,000 – 345,323) so far in 2021. How can shots be working with way more deaths?

One of the best videos this week, [32 experts brief the City of Toronto Board of Health](#). Pfizer's first public partial release of their data reveals after the first 90 days, after the injection there was 1,223 deaths and over 42,000 people injured from the shots, no wonder they want the 55 year seal. And no wonder in the public news release on the trial data it was just 14 days after the injection. Obvious cherry pick.

Feel free to pass along